



Declaration Owner

Welspun Flooring, LLC
SURVEY NO - 190, VILLAGE - CHANDANVELLY, MANDAL - SHABAD,
CHANDANVELLY, Ranga Reddy, Telangana, 501503
18001-2011-61
contact_flooring@welspun.com

Product:

Carpet Tile

EPD represents delivery of product to customers globally.

Functional Unit

The functional unit is one square meter of flooring over a 75-year period

EPD Number and Period of Validity

SCS-EPD-06454
EPD Valid October 14, 2020 through October 13, 2025

Product Category Rule



PCR Guidance for Building-Related Products and Services Part A: Life Cycle Assessment Calculation Rules and Report Requirements. Version 3.2. UL Environment. Sept. 2018

PCR Guidance for Building-Related Products and Services Part B: Flooring EPD Requirements. Version 2. UL Environment. May 2018.

Program Operator

SCS Global Services
2000 Powell Street, Ste. 600, Emeryville, CA 94608
+1.510.452.8000 | www.SCSglobalServices.com



Declaration Owner:	Welspun Flooring, Inc.																
Address:	Survey No-190,Chandanvelly,next to Hytabad,Shabad Mandal, Dist Rangareddy, Telangana, 501503, India																
Declaration Number:	SCS-EPD-06454																
Declaration Validity Period:	October 14, 2020 through October 13, 2025																
Program Operator:	SCS Global Services																
Declaration URL Link:	https://www.scsglobalservices.com/certified-green-products-guide																
LCA Practitioner:	Tess Garvey, Ph.D., SCS Global Services																
LCA Software and LCI database:	OpenLCA 1.10 software and the Ecoinvent v3.5 database																
Product RSL:	15 years																
Markets of Applicability:	Global																
EPD Type:	Product-Specific																
EPD Scope:	Cradle-to-Grave																
LCIA Method and Version:	CML-IA and TRACI 2.1																
Independent critical review of the LCA and data, according to ISO 14044 and ISO 14071	<input type="checkbox"/> internal <input checked="" type="checkbox"/> external																
LCA Reviewer:	 Thomas Gloria, Ph.D., Industrial Ecology Consultants																
Part A Product Category Rule:	PCR Guidance for Building-Related Products and Services Part A: Life Cycle Assessment Calculation Rules and Report Requirements. Version 3.2. UL Environment. Sept. 2018																
Part A PCR Review conducted by:	Lindita Bushi, PhD (Chair); Hugues Imbeault-Tétreault, ing., M.Sc.A.; Jack Geibig																
Part B Product Category Rule:	PCR Guidance for Building-Related Products and Services Part B: Flooring EPD Requirements. Version 2. UL Environment. May 2018.																
Part B PCR Review conducted by:	Jack Geibig (chair), Ecoform; Thomas Gloria, Industrial Ecology Consultants; Thaddeus Owen																
Independent verification of the declaration and data, according to ISO 14025 and the PCR	<input type="checkbox"/> internal <input checked="" type="checkbox"/> external																
EPD Verifier:	 Thomas Gloria, Ph.D., Industrial Ecology Consultants																
Declaration Contents:	<table border="0"> <tr> <td>1. Welspun Flooring.....</td> <td>2</td> </tr> <tr> <td>2. Product.....</td> <td>2</td> </tr> <tr> <td>3. LCA: Calculation Rules.....</td> <td>5</td> </tr> <tr> <td>4. LCA: Scenarios and Additional Technical Information</td> <td>11</td> </tr> <tr> <td>5. LCA: Results.....</td> <td>13</td> </tr> <tr> <td>6. LCA: Interpretation</td> <td>15</td> </tr> <tr> <td>7. Additional Environmental Information.....</td> <td>16</td> </tr> <tr> <td>8. References.....</td> <td>17</td> </tr> </table>	1. Welspun Flooring.....	2	2. Product.....	2	3. LCA: Calculation Rules.....	5	4. LCA: Scenarios and Additional Technical Information	11	5. LCA: Results.....	13	6. LCA: Interpretation	15	7. Additional Environmental Information.....	16	8. References.....	17
1. Welspun Flooring.....	2																
2. Product.....	2																
3. LCA: Calculation Rules.....	5																
4. LCA: Scenarios and Additional Technical Information	11																
5. LCA: Results.....	13																
6. LCA: Interpretation	15																
7. Additional Environmental Information.....	16																
8. References.....	17																
<p>Disclaimers: This EPD conforms to ISO 14025, 14040, 14044, and ISO 21930.</p> <p>Scope of Results Reported: The PCR requirements limit the scope of the LCA metrics such that the results exclude environmental and social performance benchmarks and thresholds, and exclude impacts from the depletion of natural resources, land use ecological impacts, ocean impacts related to greenhouse gas emissions, risks from hazardous wastes and impacts linked to hazardous chemical emissions.</p> <p>Accuracy of Results: Due to PCR constraints, this EPD provides estimations of potential impacts that are inherently limited in terms of accuracy.</p> <p>Comparability: The PCR this EPD was based on was not written to support comparative assertions. EPDs based on different PCRs, or different calculation models, may not be comparable. When attempting to compare EPDs or life cycle impacts of products from different companies, the user should be aware of the uncertainty in the final results, due to and not limited to, the practitioner's assumptions, the source of the data used in the study, and the specifics of the product modeled.</p> <p>In accordance with ISO 21930:2017, EPDs are comparable only if they comply with the core PCR, use the same sub-category PCR where applicable, include all relevant information modules and are based on equivalent scenarios with respect to the context of construction works.</p>																	

1. Welspun Flooring

Welspun Flooring is Welspun Group's newest brainchild with a state of the art manufacturing facility spread over 300 acres, we are set to disrupt the world of flooring. Crafted passionately by our dedicated team of experts, Welspun Flooring is a breakthrough in terms of engineering and design. With form meeting function in each style, you'll see flooring in a new light! The idea is to offer holistic flooring solutions for architects, designers, retailers and consumers.

2. Products

2.1 PRODUCT DESCRIPTIONS

Carpet Tile, also known as Modular Tile, is carpet manufactured in tiles or piece good. Pile is made with synthetic fiber like nylon, polyester, or polypropylene. Pile consist of twisted yarn or sometimes intermingled bulk continuous filament yarn in loop or cut pile structure. Carpet tile may be cut in different size like 50 cm X 50 cm, 100 cm X 50 cm or 100 cm X 100 cm to suit customer need. Carpet tile consist of face yarn, primary backing, precoat, nonwoven fiber glass, secondary backing and secondary coating. Backing material is Woven+ Non-Woven or Non-Woven PET, Non-Woven Glass Fiber. PVC is mainly used as coating material and EVA is used as precoat adhesive.

Carpet tile may be treated with different functional finishes to suit customer need like antistatic, stain resistant, soil resistant, fire resistant, antibacterial and many others. Carpet tiles are in different shapes like square, rectangle sometimes in hexagonal and pentagonal. The advantages of carpet are many. For one, carpet offers many practical benefits: superior comfort, attractive acoustic, and thermal qualities, as well as greater safety, compared to hard surface alternatives. Carpet offers so much more than practical advantages, though. The way you deploy it in your design can affect the look, feel and sound of a space. The colors and patterns of your carpet can convey your unique ambiance.

2.2 PRODUCT FLOW DIAGRAM

A flow diagram illustrating the production processes and life cycle phases included in the scope of the EPD is provided below.



2.3 APPLICATION

The Welspun Flooring carpet tile products provide the primary function of flooring for interior applications. They are used as floor coverings with smaller dimensions which can suffice the needs of commercial buildings, office rooms and even domestic requirements. It has multiple design possibilities, ideal for heavy traffic area having sound insulation properties, easy to install with no glue, and very minimal waste during installation.

2.4 DECLARATION OF METHODOLOGICAL FRAMEWORK

The scope of the EPD is cradle-to-grave, including raw material extraction and processing, transportation, product manufacture, product delivery, installation and use, and product disposal. The life cycle phases included in the product system boundary are shown below.

Cut-off and allocation procedures are described below and conform to the PCR and ISO standards.

Table 1. Life cycle phases included in the Welspun product system boundary.

Product			Construction Process		Use							End-of-life				Benefits and loads beyond the system boundary
A1	A2	A3	A4	A5	B1	B1	B3	B4	B5	B6	B7	C1	C2	C3	C4	D
Raw material extraction and processing	Transport to manufacturer	Manufacturing	Transport	Construction - installation	Use	Maintenance	Repair	Replacement	Refurbishment	Operational energy use	Operational water use	Deconstruction demolition	Transport	Waste processing	Disposal	Reuse, recovery and/or recycling potential
X	X	X	X	X	X	X	X	X	X	X	X	X	X	X	X	MND

X = Module Included | MND = Module Not Declared

2.5 TECHNICAL DATA

Technical specifications for the carpet tile flooring product are summarized in Table 2.

Table 2. Product specifications for the Welspun Carpet Tile products.

Characteristic	Value	Unit
Yarn type	Nylon	--
Primary backing type	PET Nonwoven	--
Secondary backing type	PVC	--
Total thickness	5-7	mm
Product weight	3.60	kg/m ² (oz/ft ²)
Surface pile thickness	3-5	mm
Surface pile weight	680	grams

2.6 MARKET PLACEMENT/APPLICATION RULES

Technical specifications and product performance results for the flooring products can be found on the manufacturer's website www.welspunflooring.com

2.7 PROPERTIES OF DECLARED PRODUCT AS DELIVERED

The products are delivered for installation in the form of tiles.

2.8 MATERIAL COMPOSITION

The primary materials include polymer yarn, backings, coatings and other fillers. The products are packaged for shipment using primarily cardboard cartons, wood pallets and LDPE plastic film.

Table 3. Material content for the carpet tile flooring products in kg per square meter and percent of total mass.

Component	kg/m ²	Percent
Product		
Yarn (Nylon, PP, PET, or PP-PE)	0.61	17%
Primary Backing (PP Woven or nonwoven)	0.10	2.8%
Coating (VAE or latex)	0.80	22%
Secondary coating (PVC)	2.03	57%
Other (fillers, pigments)	<50	1.5%
Total Product	3.60	100%
Packaging		
Stickers	0.00389	0.138%
Ribbons	0.000298	0.0106%
Cardboard	0.0958	34.0%
Glue	0.00601	0.213%
LDPE plastic film	0.00118	0.418%
Wood pallets	0.184	65.2%
Total Packaging	0.282	100%

No substances required to be reported as hazardous are associated with the production of this product.

2.9 MANUFACTURING

Welspun Flooring Carpet Tile is produced at their manufacturing facility in India.

2.10 PRODUCT INSTALLATION

Installation of the product is accomplished using hand tools with 5% loss of product. The impacts associated with packaging disposal are included with the installation phase as per PCR requirements.

2.11 USE CONDITIONS

No special conditions of use are noted.

2.12 PRODUCT REFERENCE SERVICE LIFE AND BUILDING ESTIMATED SERVICE LIFE

The Reference Service Life (RSL) of the flooring product is based on the manufacturer's warranted lifetime and is summarized in Table 4 below. The building Estimated Service Life (ESL) is 75 years, consistent with the PCR.

2.13 RE-USE PHASE

The flooring products are not reused at end-of-life.

2.14 DISPOSAL

At end-of-life, the products may be disposed of in a landfill or via incineration. Welspun notes that this product can be diverted from landfill through incineration with waste heat recovery. Although in some instances, carpet can be recycled into other products, the practice is not typical, nor widely available as a disposal route for the products in the consumer

markets considered. It is assumed that no components of the product are recycled at end-of-life, in accordance with the PCR.

2.15 FURTHER INFORMATION

Further information on the product can be found on the manufacturers' website at www.welspunflooring.com

3. LCA: Calculation Rules

3.1 FUNCTIONAL UNIT

The functional unit used in the study is defined as 1 m² of floor covering installed for use over a 75-year period. The corresponding reference flow for each product system is presented in Table 4. For the present assessment, a reference service lifetime (RSL) corresponding to the manufacturer's warranted lifetime is assumed. The total number of required product lifecycles during the 75-year period over which the product system is modeled is also summarized for the product in Table 4.

Table 4. Reference flows and RSL for the Welspun Flooring carpet tile products.

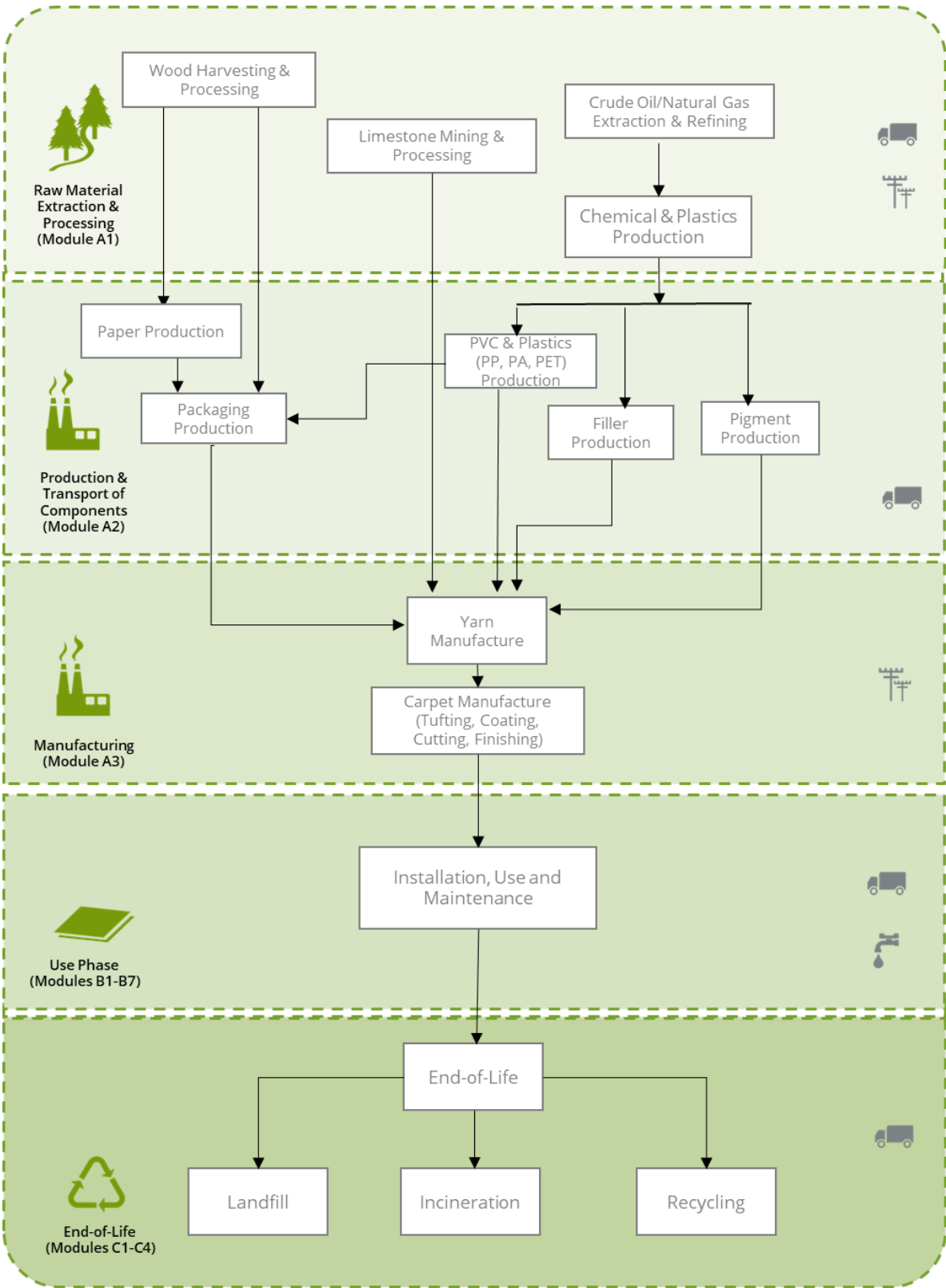
Reference Flow (kg/m ²)	Reference Service Life – RSL (years)	Replacement Cycle (ESL/RSL-1)
3.60	15 years	4

3.2 SYSTEM BOUNDARY

The scope of the EPD is cradle-to-grave, including raw material extraction and processing, transportation, product manufacture, product delivery, installation and use, and product disposal. The life cycle phases included in the EPD scope are described in Table 5 and illustrated in Figure 1.

Table 5. *The modules and unit processes included in the scope for the Welspun Flooring products.*

Module	Module Description	Unit Processes Included in Scope
A1	Extraction and processing of raw materials; any reuse of products or materials from previous product systems; processing of secondary materials; generation of electricity from primary energy resources; energy, or other, recovery processes from secondary fuels	Extraction and processing of raw materials for the product components.
A2	Transport (to the manufacturer)	Transport of component materials to the manufacturing facilities
A3	Manufacturing, including ancillary material production	Manufacturing of carpet and flooring products and packaging (incl. upstream unit processes)
A4	Transport (to the building site)	Transport of product (including packaging) to the building site
A5	Construction-installation process	During installation of product, it is expected to lose 5% of the product. Impacts from packaging disposal are included in this phase
B1	Product use	Use of the product in a commercial building setting. There are no associated emissions or impacts from the use of the product.
B2	Product maintenance	Maintenance of products over the 75-year ESL, including periodic cleaning.
B3	Product repair	The product is not expected to require repair over its lifetime
B4	Product replacement	The materials and energy required for replacement of the product over the 75-year ESL of the assessment are included in this phase
B5	Product refurbishment	The product is not expected to require refurbishment over its lifetime
B6	Operational energy use by technical building systems	There is no operational energy use associated with the use of the product
B7	Operational water uses by technical building systems	There is no operational water use associated with the use of the product
C1	Deconstruction, demolition	Demolition of the product is accomplished using hand tools with no associated emissions and negligible impacts
C2	Transport (to waste processing)	Transport of the product to waste treatment at end-of-life
C3	Waste processing for reuse, recovery and/or recycling	The products are disposed of by recycling, landfilling or incineration which require no waste processing
C4	Disposal	Disposal of the product
D	Reuse-recovery-recycling potential	Module Not Declared



Transportation Energy Use Denotes System Boundary

Figure 1. Flow Diagram for the life cycle of the Welspun Flooring Carpet Tile product system.

3.3 PRODUCT SPECIFIC CALCULATION FOR USE PHASE

The recommended cleaning regime is highly dependent on the use of the premises where the floor covering is installed. In high traffic areas more frequent cleaning will be needed compared to areas where there is low traffic. For the purposes of this EPD, average maintenance (moderate traffic levels) is presented based on typical installations, consisting of regular vacuuming.

3.4 UNITS

All data and results are presented using SI units.

3.5 ESTIMATES AND ASSUMPTIONS

- Electricity and resource use for yarn production, tufting and coating at the Welspun Flooring manufacturing facility was allocated to the products based on the mass as a fraction of the total production undergoing those processes separately.
- The Welspun Flooring facility under review is located in India. An Ecoinvent inventory dataset for the Indian energy grid mix was used to model resource use and emissions from electricity use at the manufacturing facility.
- The Reference Service Life (RSL) of the products was modeled based on information provided by the manufacturer assuming their products are installed and maintained as recommended and used for the specific application noted.
- The distance for distribution was modeled based on average distribution distances provided by the manufacturer.
- In the absence of primary data, other downstream transport, transport to waste processing and installation and deconstruction was modeled based on assumptions in the PCR.
- The maintenance phase of the product life cycle was modeled based on information provided by the manufacturer including recommended installation and cleaning methods.
- For the product end-of-life, disposal of product and product packaging is modeled based on the PCR guidance regarding recycling rates of product and packaging materials.
- For final disposal of the packaging material and flooring products at end-of-life, all materials are assumed to be transported 20 miles by diesel truck to either a landfill or material reclamation facility (for recycling). Datasets representing disposal in a landfill and waste incineration are from Ecoinvent.

The PCR requires the results for several inventory flows related to construction products to be reported including energy and resource use and waste and outflows. These are aggregated inventory flows, and do not characterize any potential impact; results should be interpreted considering this limitation.

3.6 CUT-OFF RULES

According to the PCR, processes contributing greater than 1% of the total environmental impact indicator for each impact are included in the inventory. No data gaps were allowed which were expected to significantly affect the outcome of the indicator results. No known flows are deliberately excluded from this EPD.

3.7 DATA SOURCES

Primary data were provided by Welspun for their manufacturing facility. The sources of secondary LCI data are the Ecoinvent database.

Table 6. Data sources for the Welspun Flooring Carpet Tile product system.

Component	Dataset	Data Source	Publication data
PRODUCT			
Yarn: Nylon	nylon 6 production nylon 6 Cutoff, U - RoW	EI v3.5	2018
Backings			
Polyester Filament	polyethylene production, low density, granulate polyethylene, low density, granulate Cutoff, U - RoW	EI v3.5	2018
PVC Resin	market for polyvinylchloride, bulk polymerised polyvinylchloride, bulk polymerised Cutoff, U - GLO	EI v3.5	2018
Coatings			
Vinyl acetate ethylene	Dataset combines: ethylene production, average ethylene, average Cutoff, U - RoW vinyl acetate production vinyl acetate Cutoff, U - RoW	EI v3.5	2018
PVC Resin	market for polyvinylchloride, bulk polymerised polyvinylchloride, bulk polymerised Cutoff, U - GLO	EI v3.5	2018
Chemicals and Other			
Various chemicals (not elsewhere categorized)	market for chemicals, inorganic chemical, inorganic Cutoff, U - GLO	EI v3.5	2018
	market for chemical, organic chemical, organic Cutoff, U - GLO	EI v3.5	2018
Glass fiber	glass fibre production glass fibre Cutoff, U	EI v3.5	2018
Plastic			
PVC Resin	market for polyvinylchloride, bulk polymerised polyvinylchloride, bulk polymerised Cutoff, U - GLO	EI v3.5	2018
Polyester Filament	polyethylene production, low density, granulate polyethylene, low density, granulate Cutoff, U - RoW	EI v3.5	2018
PACKAGING			
Cardboard	corrugated board box production corrugated board box Cutoff, U - RoW	EI v3.5	2018
TRANSPORT			
Road transport	market for transport, freight, lorry 16-32 metric ton, EURO4 transport, freight, lorry 16-32 metric ton, EURO4 Cutoff, U/RoW	EI v3.5	2018
Ship transport	transport, freight, sea, transoceanic ship transport, freight, sea, transoceanic ship Cutoff, U - GLO	EI v3.5	2018
Rail Transport	market group for transport, freight train transport, freight train Cutoff, U - GLO	EI v3.5	2018
RESOURCES			
Grid electricity	market for electricity, medium voltage electricity, medium voltage Cutoff, U - IN-Southern grid	EI v3.5	2018
Heat – natural gas	market for heat, district or industrial, natural gas heat, district or industrial, natural gas Cutoff, U - RoW	EI v3.5	2018
Coal	hard coal, import from RNA hard coal Cutoff, U - IN	EI v3.5	2018
Diesel	market for diesel, burned in diesel-electric generating set, 18.5kW Cutoff, U - GLO	EI v3.5	2018
Water	market for tap water tap water Cutoff, U - RoW	EI v3.5	2018

3.8 DATA QUALITY

The data quality assessment addressed the following parameters: time-related coverage, geographical coverage, technological coverage, precision, completeness, representativeness, consistency, reproducibility, sources of data, and uncertainty.

Table 7. Data quality assessment for the Welspun flooring product system.

Data Quality Parameter	Data Quality Discussion
<p>Time-Related Coverage: Age of data and the minimum length of time over which data is collected</p>	<p>The most recent available data are used, based on other considerations such as data quality and similarity to the actual operations. Typically, these data are less than 5 years old (typically 2018). All of the data used represented an average of all available data, specifically six months of data from September 2019-February 2020.</p>
<p>Geographical Coverage: Geographical area from which data for unit processes is collected to satisfy the goal of the study</p>	<p>The data used in the analysis provide the best possible representation available with current data. Electricity use for product manufacture is modeled using representative data for India. Surrogate data used in the assessment are representative of global operations in most cases. Data representative of European operations are considered sufficiently similar to actual processes. Data representing product disposal are based on regional statistics.</p>
<p>Technology Coverage: Specific technology or technology mix</p>	<p>For the most part, data are representative of the actual technologies used for processing, transportation, and manufacturing operations. Representative fabrication datasets, specific to the type of material, are used to represent the actual processes, as appropriate.</p>
<p>Precision: Measure of the variability of the data values for each data expressed</p>	<p>Precision of results are not quantified due to a lack of data. Data collected for operations were typically averaged for one or more years and over multiple operations, which is expected to reduce the variability of results.</p>
<p>Completeness: Percentage of flow that is measured or estimated</p>	<p>The LCA model included all known mass and energy flows for production of the flooring products which it was possible to model. In some instances, surrogate data used to represent upstream and downstream operations may be missing some data which is propagated in the model. No known processes or activities contributing to more than 1% of the total environmental impact for each indicator are excluded.</p>
<p>Representativeness: Qualitative assessment of the degree to which the data set reflects the true population of interest</p>	<p>Data used in the assessment represent typical or average processes as currently reported from multiple data sources and are therefore generally representative of the range of actual processes and technologies for production of these materials. Considerable deviation may exist among actual processes on a site-specific basis; however, such a determination would require detailed data collection throughout the supply chain back to resource extraction.</p>
<p>Consistency: Qualitative assessment of whether the study methodology is applied uniformly to the various components of the analysis</p>	<p>The consistency of the assessment is considered to be high. Data sources of similar quality and age are used; with a bias towards Ecoinvent v3.5 data where available. Different portions of the product life cycle are equally considered.</p>
<p>Reproducibility: Qualitative assessment of the extent to which information about the methodology and data values would allow an independent practitioner to reproduce the results reported in the study</p>	<p>Based on the description of data and assumptions used, this assessment would be reproducible by other practitioners. All assumptions, models, and data sources are documented.</p>
<p>Sources of the Data: Description of all primary and secondary data sources</p>	<p>Data representing energy use at Welspun's manufacturing facility represents a six month average and are considered of moderate quality due to the length of time over which these data are collected, as compared to a snapshot that may not accurately reflect fluctuations in production. For secondary LCI data, Ecoinvent v3.5 LCI data are used.</p>
<p>Uncertainty of the Information: Uncertainty related to data, models, and assumptions</p>	<p>Uncertainty related to materials in the products and packaging is moderate. Actual supplier data for upstream operations was not available for all suppliers and the study relied upon the use of existing representative datasets. These datasets contained relatively recent data (<10 years) but lacked geographical representativeness. Uncertainty related to the impact assessment methods used in the study are high. The impact assessment method required by the PCR includes impact potentials, which lack characterization of providing and receiving environments or tipping points.</p>

3.9 PERIOD UNDER REVIEW

The period of review is September 2019 through February 2020.

3.10 ALLOCATION

Manufacturing resource use was allocated to the products based on mass. Impacts from transportation were allocated based on the mass of material and distance transported.

3.11 COMPARABILITY

The PCR this EPD was based on was not written to support comparative assertions. EPDs based on different PCRs, or different calculation models, may not be comparable. When attempting to compare EPDs or life cycle impacts of products from different companies, the user should be aware of the uncertainty in the final results, due to and not limited to, the practitioner's assumptions, the source of the data used in the study, and the specifics of the product modeled.

4. LCA: Scenarios and Additional Technical Information

Delivery and Installation stage (A4 - A5)

Distribution of the flooring products to the point of installation is included in the assessment. Transportation parameters for modeling product distribution are summarized in Table 8. Transport distances for international product distribution were calculated as a production-weighted average of typical shipping distances. Transport of the products to the point of installation (800 km by diesel truck) is also included based on PCR guidance.

Table 8. Product distribution parameters, per 1 m² (A4).

Transport Mode	Value
Diesel truck – Fuel utilization (L/100 km)	42
Diesel truck – Capacity utilization (%)	76%
Diesel truck – Distance (km)	600
Ocean freighter – Fuel utilization (g/tkm)	2.5
Ocean freighter – Capacity utilization (%)	65%
Ocean freighter – Distance (km)	3,000
Rail – Fuel utilization (L/100 km)	market- n/a
Rail – Capacity utilization (%)	market- n/a
Rail – Distance (km)	150
Gross mass of products transported (kg)	3.88

The impacts associated with the product installation are assumed negligible. The impacts associated with packaging disposal are included with the installation phase as per PCR requirements.

Table 9. Installation parameters for the flooring products, per 1 m² (A5).

Parameter	Value	
Ancillary materials (kg)	negligible	
Net freshwater consumption (m ³)	-	
Electricity consumption (kWh)	-	
Product loss per functional unit (kg)	negligible	
Waste materials generated by product installation (kg)	0.180	
Output materials resulting from on-site waste processing (kg)	n/a	
Mass of packaging waste (kg)	Paper/Corrugated	0.0240
	Wood	0.0460
	Plastic	0.000295
	Other	0.00102

Use stage (B1)

No impacts are associated with the use of the product over the Reference Service Lifetime.

Maintenance stage (B2)

According to the manufacturer, typical maintenance involves regular sweeping, damp mopping and vacuuming. The present assessment is based on a recommended weekly vacuuming.

Table 10. Maintenance parameters for the flooring products, per 1 m².

Parameter	Unit	Value
Maintenance cycle	Cycles / RSL	3,900
Maintenance process	-	Vacuuming
Electricity	kWh/m ² /yr	0.0267
Further assumptions	-	Moderate traffic; weekly maintenance

Repair/Refurbishment stage (B3; B5)

Product repair and refurbishment are not relevant during the lifetime of the products.

Replacement stage (B4)

The materials and energy required for replacement of the products over the 75-year RSL of the assessment are included in this stage.

Building operation stage (B6 - B7)

There is no operational energy or water use associated with the use of the products.

Disposal stage (C1 - C4)

The disposal stage includes removal of the products (C1); transport of the flooring products to waste treatment facilities (C2); waste processing (C3); and associated emissions as the product degrades in a landfill or is burned in an incinerator (C4). For the flooring products, no emissions are generated during demolition (C1) while no waste processing (C3) is required for incineration or landfill disposal.

Transportation of waste materials at end-of-life (C2) assumes a 20 mile (~32 km) average distance to disposal, consistent with assumptions used in the US EPA WARM model. At end-of-life, the product is assumed to be disposed in a landfill per PCR requirements. Assumed recycling rates for packaging component materials are based on the PCR. For the packaging materials, 15% of the plastic and 75% of paper and pulp materials are recycled. Of the material not recycled, 20% is incinerated and 80% is assumed landfilled. No recycling of the product materials is assumed at end-of-life. The relevant disposal statistics used for the packaging are summarized in Table 13.

Table 11. End-of-life disposal scenario parameters for the flooring products.

Parameter	Value
Assumptions for scenario development	100% landfill
Collection process	Collected with mixed construction waste (kg)
Recovery	n/a
Disposal	Landfill (kg)
Removals of biogenic carbon ¹ (kg CO ₂ eq)	n/a

5. LCA: Results

Results of the Life Cycle Assessment are presented below. It is noted that LCA results are relative expressions and do not predict impacts on category endpoints, the exceeding of thresholds, safety margins or risks.

The following environmental impact category indicators are reported using characterization factors based on the U.S. EPA's Tool for the Reduction and Assessment of Chemical and Other Environmental Impacts – TRACI 2.1 and CML-IA.

CMLIA Impact Category	Unit	TRACI 2.1 Impact Category	Unit
Global Warming Potential (GWP)	kg CO ₂ eq	Global Warming Potential (GWP)	kg CO ₂ eq
Depletion potential of the stratospheric ozone layer (ODP)	kg CFC 11 eq	Ozone Depletion Potential (ODP)	kg CFC 11 eq
Acidification Potential of soil and water (AP)	kg SO ₂ eq	Acidification Potential (AP)	kg SO ₂ eq
Eutrophication Potential (EP)	kg PO ₄ ³⁻ eq	Eutrophication Potential (EP)	kg N eq
Photochemical Oxidant Creation Potential (POCP)	kg C ₂ H ₄ eq	Smog Formation Potential (SFP)	kg O ₃ eq
Abiotic depletion potential (ADP-elements) for non-fossil resources	kg Sb eq	Fossil Fuel Depletion Potential (FFD)	MJ Surplus, LHV
Abiotic depletion potential (ADP-fossil fuels) for fossil resources	MJ, LHV	-	-

These impact categories are globally deemed mature enough to be included in Type III environmental declarations. Other categories are being developed and defined and LCA should continue making advances in their development. However, the EPD users shall not use additional measures for comparative purposes.

The following inventory parameters, specified by the PCR, are also reported.

Resources	Unit	Waste and Outflows	Unit
RPR _E : Renewable primary resources used as energy carrier (fuel)	MJ, LHV	HWD: Hazardous waste disposed	kg
RPR _M : Renewable primary resources with energy content used as material	MJ, LHV	NHWD: Non-hazardous waste disposed	kg
NRPR _E : Non-renewable primary resources used as an energy carrier (fuel)	MJ, LHV	HLRW: High-level radioactive waste, conditioned, to final repository	kg
NRPR _M : Non-renewable primary resources with energy content used as material	MJ, LHV	ILLRW: Intermediate- and low-level radioactive waste, conditioned, to final repository	kg
SM: Secondary materials	MJ, LHV	CRU: Components for re-use	kg
RSF: Renewable secondary fuels	MJ, LHV	MR: Materials for recycling	kg
NRSF: Non-renewable secondary fuels	MJ, LHV	MER: Materials for energy recovery	kg
RE: Recovered energy	MJ, LHV	EE: Recovered energy exported from the product system	MJ, LHV
FW: Use of net freshwater resources	m ³	-	-

Modules B1, B3, B5, B6, and B7 are not associated with any impact and are therefore declared as zero. In addition, module C1 is likewise not associated with any impact as the products are expected to be manually deconstructed. Additionally, as the carpet products do not typically contain bio-based materials, biogenic carbon emissions and removals are not declared. Module D is not declared. In the interest of space and table readability, these modules are not included in the results presented below

Table 12. Life Cycle Impact Assessment (LCIA) results for 1 m² Welspun Flooring Carpet Tile products over a 75-yr time horizon. Results reported in MJ are calculated using lower heating values. All values are rounded to three significant digits.

Impact Category	A1	A2	A3	A4	A5	B2	B4	C2	C4
CML-IA									
GWP (kg CO ₂ eq)	1.32 1.06%	0.808 0.650%	20.6 16.6%	0.607 0.488%	1.20 0.964%	1.47 1.18%	98.2 79.1%	0.0188 0.0151%	0.0198 0.0159%
AP (kg SO ₂ eq)	0.00477 0.890%	0.00732 1.37%	0.0841 15.7%	0.00448 0.836%	0.00504 0.940%	0.00649 1.21%	0.4 79.0%	7.34 x10 ⁻⁵ 0.0137%	1.40x10 ⁻⁴ 0.0261%
EP (kg (PO ₄) ³⁻ eq)	0.00105 0.403%	0.00106 0.406%	0.0461 17.7%	7.40x10 ⁻⁴ 0.284%	0.00250 0.959%	0.00305 1.17%	0.207 79.1%	1.73 x10 ⁻⁵ 0.00665%	3.57 x10 ⁻⁵ 0.0137%
POCP (kg C ₂ H ₄ eq)	2.30x10 ⁻⁴ 1.11%	2.60 x10 ⁻⁴ 1.26%	0.00321 15.6%	1.70 x10 ⁻⁴ 0.824%	2.00 x10 ⁻⁴ 0.970%	2.50 x10 ⁻⁴ 1.21%	0.0162 79.0%	3.09 x10 ⁻⁶ 0.0150%	5.21 x10 ⁻⁶ 0.0253%
ODP (kg CFC-11 eq)	1.98 x10 ⁻⁸ 0.587%	1.40 x10 ⁻⁷ 4.15%	3.59 x10 ⁻⁷ 10.6%	1.05 x10 ⁻⁷ 3.10%	3.15 x10 ⁻⁸ 0.935%	6.61 x10 ⁻⁸ 1.96%	2.59x10 ⁻⁶ 78.4%	3.50 x10 ⁻⁹ 0.104%	2.97 x10 ⁻⁹ 0.0882%
ADPE (kg Sb eq)	5.32 x10 ⁻⁶ 6.93%	2.29 x10 ⁻⁶ 2.99%	4.96 x10 ⁻⁶ 6.47%	1.90 x10 ⁻⁶ 2.47%	7.29 x10 ⁻⁷ 0.950%	3.88 x10 ⁻⁷ 0.505%	5.75x10 ⁻⁵ 79.6%	5.69 x10 ⁻⁸ 0.0741%	6.25 x10 ⁻⁹ 0.00815%
ADPF (MJ eq)	20.8 1.35%	11.8 0.763%	249 16.1%	8.83 0.572%	14.6 0.943%	15.8 1.02%	1224 79.2%	0.287 0.0186%	0.268 0.0174%
TRACI 2.1									
GWP (kg CO ₂ eq)	1.31 1.06%	0.806 0.651%	20.5 16.6%	0.604 0.489%	1.19 0.959%	1.45 1.17%	97.7 79.1%	0.0188 0.0152%	0.0197 0.0159%
AP (kg SO ₂ eq)	0.00494 0.871%	0.00770 1.36%	0.0891 15.7%	0.00481 0.848%	0.00534 0.941%	0.00664 1.17%	0.442 79.1%	8.53 x10 ⁻⁵ 0.0150%	1.70 x10 ⁻⁴ 0.0300%
EP (kg N eq)	0.00132 0.249%	0.00114 0.215%	0.0962 18.2%	8.50x10 ⁻⁴ 0.161%	0.00512 0.967%	0.00627 1.18%	0.424 79.1%	2.15 x10 ⁻⁵ 0.00406%	3.57 x10 ⁻⁵ 0.00675%
SFP (kg O ₃ eq)	0.0776 0.97%	0.136 1.69%	1.20 15.0%	0.0910 1.138%	0.0753 0.942%	0.0788 0.99%	6.17 79.2%	0.00206 0.0258%	0.00472 0.0590%
ODP (kg CFC-11 eq)	2.54 x10 ⁻⁸ 0.520%	1.86 x10 ⁻⁷ 3.80%	5.56x10 ⁻⁷ 11.4%	1.39x10 ⁻⁷ 2.84%	4.58x10 ⁻⁸ 0.936%	8.59 x10 ⁻⁸ 1.757%	3.51x10 ⁻⁶ 78.6%	4.65 x10 ⁻⁹ 0.095%	3.95 x10 ⁻⁹ 0.0808%
FFD (MJ eq)	2.95 4.56%	1.67 2.59%	6.17 9.5%	1.252 1.94%	0.607 0.938%	1.00 1.54%	48.4 78.8%	0.0417 0.0645%	0.0359 0.0554%

Table 13. Resource use and waste flows 1 m² Welspun Flooring Carpet Tile products over a 75-yr time horizon. Results reported in MJ are calculated using lower heating values. All values are rounded to three significant digits.

Parameter	A1	A2	A3	A4	A5	B2	B4	C2	C4
Resources									
RPR _E (MJ)	0.443	0.176	15.1	0.134	0.794	2.01	66.7	0.00307	0.00654
	0.520%	0.206%	17.7%	0.158%	0.930%	2.36%	78.1%	0.00360%	0.00766%
RPR _M (MJ)	0.0	0.0	1.28	0.0	0.0	0.0	5.14	0.0	0.0
	0.00%	0.00%	20.0%	0.00%	0.00%	0.00%	80.0%	0.00%	0.00%
NRPR _E (MJ)	24.3	12.1	262	9.03	15.4	19.3	1290	0.291	0.279
NRPR _M (MJ)	118	0.00	0.0513	0.00	0.00	0.00	472	0.0	0.0
SM (kg)	0.00	0.00	0.00	0.00	0.00	0.00	0.00	0.00	0.00
	0%	0.00%	0.00%	0.00%	0.00%	0.00%	0.00%	0.00%	0.00%
RSF/NRSF (MJ)	Neg.	Neg.	Neg.	Neg.	Neg.	Neg.	Neg.	Neg.	Neg.
RE (MJ)	Neg.	Neg.	Neg.	Neg.	Neg.	Neg.	Neg.	Neg.	Neg.
FW (m ³)	23.5	13.5	568	5.59	31.1	227	2616	0.951	0.650
	0.673%	0.388%	16.3%	0.160%	0.892%	6.5%	75.0%	0.0273%	0.0187%
Wastes									
HWD (kg)	7.28x10 ⁻⁶	8.20x10 ⁻⁶	4.56x10 ⁻⁵	6.49x10 ⁻⁶	3.40x10 ⁻⁶	2.77x10 ⁻⁵	2.90x10 ⁻⁴	1.84x10 ⁻⁷	1.70x10 ⁻⁷
	1.87%	2.11%	11.7%	1.67%	0.874%	7.13%	74.5%	0.0473%	0.0437%
NHWD (kg)	0.0704	0.336	1.75	0.277	0.143	0.0915	24.8	0.0137	3.60
	0.227%	1.08%	5.63%	0.892%	0.461%	0.295%	79.8%	0.0442%	11.6%
HLRW (kg)	1.04x10 ⁻⁶	1.07x10 ⁻⁶	3.57x10 ⁻⁵	7.69x10 ⁻⁷	1.93x10 ⁻⁶	1.45x10 ⁻⁵	1.60x10 ⁻⁴	1.67x10 ⁻⁸	4.35x10 ⁻⁸
	0.483%	0.496%	16.6%	0.357%	0.899%	6.76%	74.4%	0.00778%	0.0202%
ILLRW (kg)	8.25x10 ⁻⁶	7.86x10 ⁻⁵	2.00x10 ⁻⁴	5.86x10 ⁻⁵	1.75x10 ⁻⁵	4.93x10 ⁻⁵	0.00147	1.96x10 ⁻⁶	1.69x10 ⁻⁶
	0.437%	4.17%	10.6%	3.11%	0.927%	2.62%	77.9%	0.104%	0.0894%
CRU (kg)	0.00	0.00	0.00	0.00	0.00	0.00	0.00	0.00	0.00
MR (kg)	0.00	0.00	0.00	0.00	0.210	0.00	0.735	0.00	0.00
	0.00%	0.00%	0.00%	0.00%	22.2%	0.00%	77.8%	0.00%	0.00%
MER (kg)	Neg.	Neg.	Neg.	Neg.	Neg.	Neg.	Neg.	Neg.	Neg.
EE (MJ)	Neg.	Neg.	Neg.	Neg.	Neg.	Neg.	Neg.	Neg.	Neg.

Neg. = Negligible

6. LCA: Interpretation

The contributions to total impact indicator results are dominated by the product replacement phase (B4) of the assessment. Of the remaining life cycle phases, the product manufacturing phase (A3) is generally the largest contributor followed by the raw material extraction and processing phase (A1), product distribution (A4), and disposal (C4). Other life cycle phase contributions are minimal.

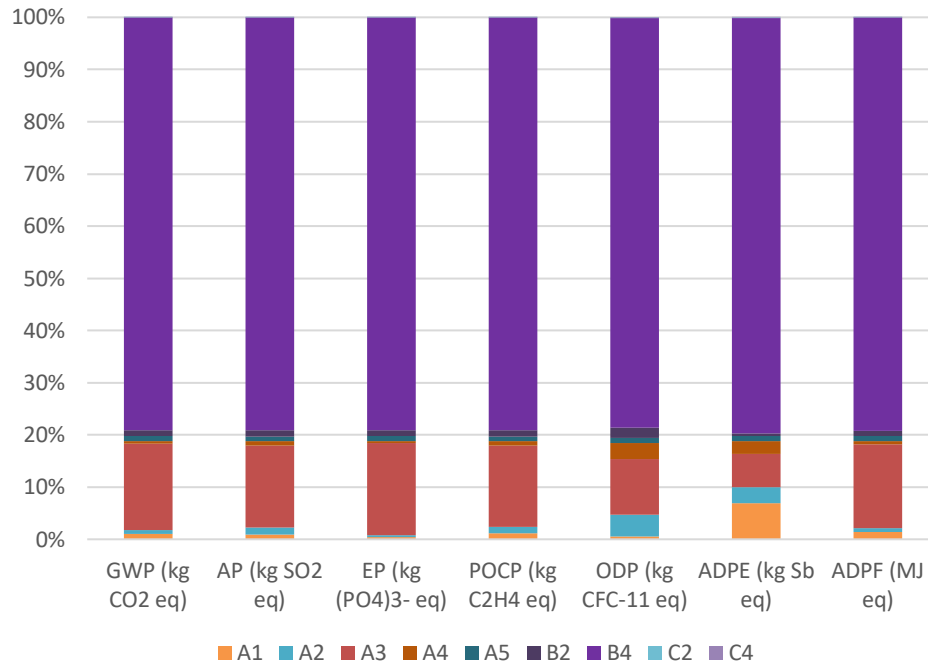


Figure 2. Contribution analysis for the Welspun Flooring Carpet Tile flooring product – CML-IA (with product replacements).

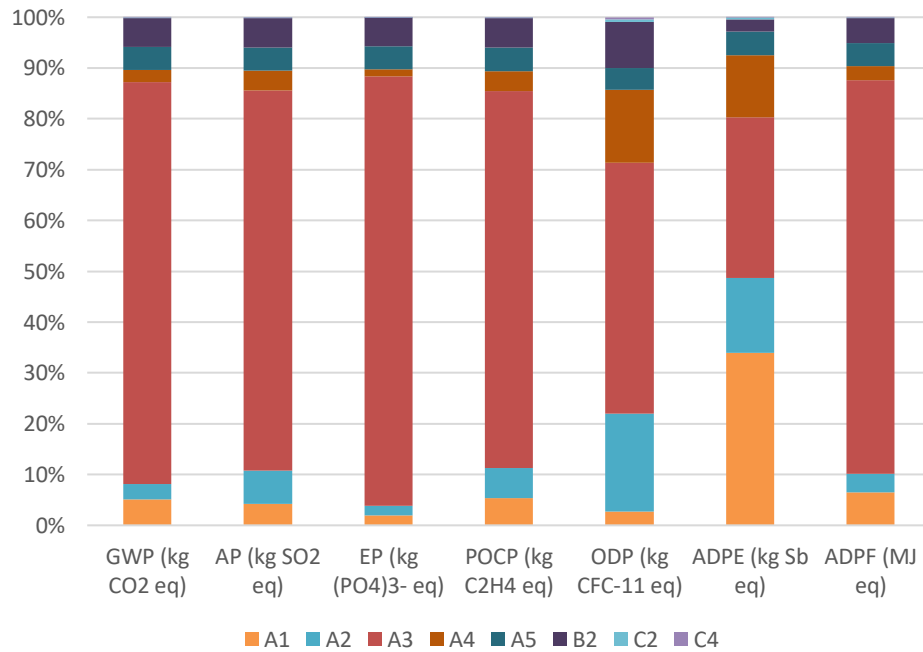


Figure 3. Contribution analysis for the Welspun Flooring Carpet Tile flooring product – CML-IA (excluding product replacements).

7. Additional Environmental Information

For more information on Welspun's certifications and environmental initiatives please view the website at <https://www.welspunindia.com/environment-management.php>

8. References

1. Life Cycle Assessment of Welspun Carpet and Flooring. SCS Global Services Report. Prepared for Welspun. October 2020.
2. ISO 14025:2006 Environmental labels and declarations – Type III environmental declarations – Principles and Procedures.
3. ISO 14040: 2006 Environmental Management – Life cycle assessment – Principles and Framework
4. ISO 14044: 2006 Environmental Management – Life cycle assessment – Requirements and Guidelines.
5. PCR Guidance for Building-Related Products and Services Part A: Life Cycle Assessment Calculation Rules and Report Requirements. Version 3.2. UL Environment. Sept. 2018
6. PCR Guidance for Building-Related Products and Services Part B: Flooring EPD Requirements. Version 2. UL Environment. May 2018.
7. SCS Type III Environmental Declaration Program: Program Operator Manual. V10.0 April 2019. SCS Global Services.
8. Tool for the Reduction and Assessment of Chemical and Other Environmental Impacts (TRACI). Dr. Bare, J., <http://www.epa.gov/nrmrl/std/traci/traci.html>
9. CML-IA Characterization Factors. Leiden University, Institute of Environmental Sciences. April 2013. <http://cml.leiden.edu/software/data-cmlia.html>
10. Ecoinvent Centre (2018) ecoinvent data from v3.5. Swiss Center for Life Cycle Inventories, Dübendorf, 2018, <http://www.ecoinvent.org>
11. European Joint Research Commission. International Reference Life Cycle Data System handbook. *General guide for Life Cycle Assessment – Detailed Guidance*. © European Union, 2010.
12. "WARM Model Transportation Research – Draft." Memorandum from ICF Consulting to United States Environmental Protection Agency. September 7, 2004. <http://epa.gov/epawaste/conserva/tools/warm/SWMGHGreport.html#background>.



WELSPUN FLOORING

For more information, contact:

Welspun Flooring, Inc.

SURVEY NO - 190, VILLAGE - CHANDANVELLY, MANDAL - SHABAD, CHANDANVELLY,
Ranga Reddy, Telangana, 501503
18001-2011-61
contact_flooring@welspun.com



SCS Global Services

2000 Powell Street, Ste. 600, Emeryville, CA 94608 USA
Main +1.510.452.8000 | fax +1.510.452.8001